



Dual-Lock P-Series Pneumatic Couplings

Male Thread Plugs

Body Size	Threads	Brass Part #	Steel Part #	303 Stainless Steel Part #
1/2"	3/8"-18 NPTF	---	P4M3	---
	1/2"-14 NPTF	P4M4-B	P4M4	---
	3/4"-14 NPTF	P4M6-B	P4M6	P4M6-S
	3/4"-14 NPTF	---	P4M6-9 ¹	---
	1"-11-1/2 NPTF	P4M8-B	P4M8	---

¹ Steel/PTFE coating

Brass



Steel



303 stainless

E

Hose Barb Couplers

Body Size	Hose I.D.	Brass Part #	Steel Part #	303 Stainless Steel Part #
1/2"	3/8"	---	4PS3	---
	1/2"	4PS4-B	4PS4	---
	3/4"	4PS6-B	4PS6	4PS6-S
	3/4"	---	4PS6-9 ¹	---
	1"	4PS8-B	4PS8	---

¹ Steel/PTFE coating

Brass



Steel




303 stainless

Hose Barb Coupler with Knurled Flanged Sleeves

Feature


- Large, raised collar sleeve permits easier handling when wearing gloves

Body Size	Hose I.D.	Trivalent Chrome Plated Steel Part #
1/2"	3/8"	4PS3-FS
	1/2"	4PS4-FS
	3/4"	4PS6-FS



Male Thread Coupler with Knurled Flanged Sleeves

Body Size	Threads	Trivalent Chrome Plated Steel Part #
1/2"	3/8"-18 NPTF	4PM3-FS
	1/2"-14 NPTF	4PM4-FS
	3/4"-14 NPTF	4PM6-FS



Female Thread Couplers with Knurled Flanged Sleeves

Body Size	Threads	Trivalent Chrome Plated Steel Part #
1/2"	1/2"-14 NPTF	4PF4-FS
	3/4"-14 NPTF	4PF6-FS

