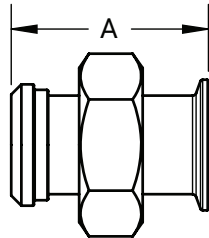
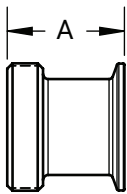


Clamp Adapters


 621
63-04


Clamp x Plain Bevel Seat Adapters with Hex Nut - 17MP-14

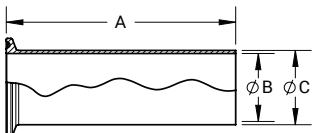
Tube O.D.	A (in)	304 Stainless Steel Part #
1"	3.00	17MP-14-G100
1-1/2"	3.00	17MP-14-G150
2"	3.00	17MP-14-G200
2-1/2"	3.50	17MP-14-G250
3"	3.75	17MP-14-G300
4"	4.00	17MP-14-G400


 621
63-04


Clamp x Threaded Bevel Seat Adapters - 17MP-15

Tube O.D.	A (in)	304 Stainless Steel Part #
1"	1.84	17MP-15-G100
1-1/2"	1.84	17MP-15-G150
2"	1.88	17MP-15-G200
2-1/2"	2.00	17MP-15-G250
3"	2.03	17MP-15-G300
4"	2.16	17MP-15-G400

M


 621
63-04


Tygon® Hose Adapters - 14MPHT

Tube O.D.	A (in)	B (in)	C (in)	316L Stainless Steel Part #
1/2"	4.00	.37	.50	14MPHT-R50
3/4"	4.00	.62	.75	14MPHT-R75
1"	4.50	.87	1.00	14MPHT-R100
1-1/2"	4.50	1.37	1.50	14MPHT-R150
2"	4.50	1.87	2.00	14MPHT-R200
2-1/2"	4.50	2.37	2.50	14MPHT-R250
3"	4.50	2.87	3.00	14MPHT-R300
4"	4.63	3.83	4.00	14MPHT-R400
6"	6.00	5.88	6.00	14MPHT-R600

1. Make sure the I.D. of the hose is slightly bigger than the O.D. of the fitting.
2. Insert 14MPHT fitting into the I.D. of the hose, so that the hose is 1/2" away from the clamp connection.
3. Use a band clamp to secure the hose to the 14MPHT.

NOTE: 3A certification is for fitting alone. The fitting attached to a hose does not retain the 3A certification nor does it make the hose assembly 3A certified.