

Three Way Male Outlet - Roof Connections

Features:

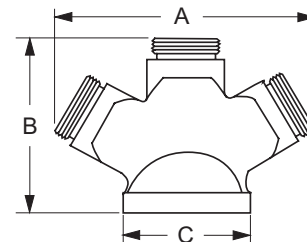
- used to create roof connections, or fire pump test connections
- provides 250 GPM minimum per outlet

back outlet

Pipe Size	(3) Outlets Male	Cast Brass Part #
4"	2½" NPT	FR3C4025
6"	2½" NPT 2½" NST (NH)	FR3C6025 FR3C6025F

Dimensions

Size	A	B	C
4" x 2½" x 2½" x 2½"	12¾"	8¾"	5¼"
6" x 2½" x 2½" x 2½"	15⅝"	9¾"	7⅞"

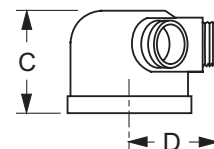
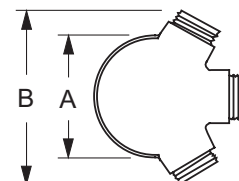


bottom outlet

Pipe Size	(3) Outlets Male	Cast Brass Part #
4"	2½" NPT 2½" NST (NH)	90FR3C4025 90FR3C4025F
6"	2½" NPT 2½" NST (NH)	90FR3C6025 90FR3C6025F

Dimensions

Size	A	B	C	D
4" x 2½" x 2½" x 2½"	7¾"	11¾"	4-7/16"	6¼"
6" x 2½" x 2½" x 2½"	7¾"	11¾"	4-7/16"	6¼"



Sleeve for Sidewalk (free standing) Connections

Features:

- used in conjunction with a sidewalk escutcheon and a 90° double clapper Siamese to create a sidewalk (free standing) fire department connection
- finishes: -P polished, -C polished chrome plated

Pipe Size	Length	Brass Part #
4"	18"	SS418-P
	18"	SS418-C
	24"	SS424-P
	24"	SS424-C
6"	18"	SS618-P
	18"	SS618-C
	24"	SS624-P
	24"	SS624-C

